


CONTRALORIA DEPARTAMENTAL DEL VALLE DEL CAUCA  
EJECUCION PRESUPUESTAL DE GASTOS  
CORRESPONDIENTE AL MES DE SEPTIEMBRE DE 2021

RUBRO	DESCRIPCION	APROPIACION INICIAL	MODIFICACIONES	APROPIACION VIGENTE	DISPONIBILIDADES	COMPROMISOS	DISPONIBILIDADES ABIERTAS	OBLIGACIONES	PAGOS ANTERIORES	PAGOS DEL MES	PAGOS ACUMULADOS	OBLIGACIONES POR PAGAR	RESERVAS
2	PRESUPUESTO DE GASTOS	16.699.698,052	651,266,755	17.350.964,807	10.450.367,697	9.629.971,918	820.395,779	9.201.356,641	7.870.470,457	1.175.050,245	9.045.520,702	155.835,939	428.615,277
21	GASTOS DE FUNCIONAMIENTO	16.699.698,052	651,266,755	17.350.964,807	10.450.367,697	9.629.971,918	820.395,779	9.201.356,641	7.870.470,457	1.175.050,245	9.045.520,702	155.835,939	428.615,277
211	GASTOS DE PERSONAL	15.105.012,483	-	15.105.012,483	9.161,298,977	8.491.959,674	669.339,303	8.491.959,674	7.347.134,660	1.121.097,811	8.468.232,471	23.727,203	-
21101	PLANTA DE PERSONAL PERMANENTE	13.570.202,630	(68.379,207)	13.501.823,423	7.626.894,153	7.624.068,442	2.825,711	7.624.068,442	6.592.959,407	1.014.043,582	7.607.002,989	17.065,453	-
2110101	FACTORES CONSTITUTIVOS DE SALARIO	9.294.742,912	(47.881,305)	9.246.861,607	5.682.041,706	5.680.799,238	1.242,468	5.680.799,238	4.902.611,717	771.734,995	5.674.346,712	6.452,526	-
2110101001	FACTORES SALARIALES COMUNES	9.294.742,912	(47.881,305)	9.246.861,607	5.682.041,706	5.680.799,238	1.242,468	5.680.799,238	4.902.611,717	771.734,995	5.674.346,712	6.452,526	-
21101010101	Sueldo Básico	7.133.186,424	(35.761,485)	7.096.424,939	5.145.456,732	5.145.456,732	-	5.145.456,732	4.436.840,392	708.616,340	5.145.456,732	-	-
21101010103	Gastos de Representación	105.313,140	-	105.313,140	71.982,929	71.982,929	-	71.982,929	61.720,433	10.262,496	71.982,929	-	-
21101010106	Prima de Servicios	319.020,207	(2.007,048)	317.013,159	163.156,868	162.893,392	263,476	162.893,392	153.270,796	9.484,581	162.755,377	138,015	-
21101010107	Bonificación por Servicios	216.985,404	(1.265,773)	215.719,631	117.079,750	116.895,764	183,986	116.895,764	99.354,221	16.505,508	115.859,729	1.036,035	-
21101010108	Prestaciones Sociales	1.405.029,857	(8.846,999)	1.396.182,858	112.928,131	112.133,125	795,006	112.133,125	88.327,977	18.526,672	106.854,649	5.278,476	-
2110101010801	Prima de Navidad	730.518,686	(4.736,331)	725.782,355	22.282,337	21.751,721	530,616	21.751,721	13.181,583	4.963,661	18.145,244	3.606,477	-
2110101010802	Prima de Vacaciones	350.648,969	(2.203,090)	348.445,879	90.645,794	90.381,404	264,390	90.381,404	75.146,594	13.563,011	88.709,405	1.671,999	-
2110101010803	Prima Extraordinaria	323.862,202	(1.907,578)	321.954,624	-	-	-	-	-	-	-	-	-
21101010109	Prima Técnica Salarial	116.207,880	-	116.207,880	71.437,296	71.437,296	-	71.437,296	63.097,898	8.339,398	71.437,296	-	-
2110102	CONTRIBUCIONES INHERENTES A LA NÓMINA	3.881.688,447	(14.611,992)	3.867.076,455	1.753.738,355	1.752.869,111	869,244	1.752.869,111	1.550.184,588	198.564,500	1.748.749,088	4.120,023	-
2110102001	Aporte a la Seguridad Social en Pensiones	976.563,609	(5.624,015)	970.939,594	665.341,724	665.341,724	-	665.341,724	590.627,142	74.714,582	665.341,724	-	-
2110102002	Aportes a la Seguridad Social en Salud	673.810,974	(3.983,678)	669.827,296	486.093,092	486.093,092	-	486.093,092	431.793,792	54.299,300	486.093,092	-	-
2110102003	Aportes Cesantías	1.297.526,386	-	1.297.526,386	23.178,539	22.638,895	539,644	22.638,895	12.820,154	5.698,718	18.518,872	4.120,023	-
211010200301	Intereses sobre Cesantías	56.580,555	-	56.580,555	1.077,480	1.072,137	5,343	1.072,137	424,919	394,551	819,470	252,667	-
211010200302	Anticipos de Cesantías	212.717,339	-	212.717,339	-	-	-	-	-	-	-	-	-
211010200303	Cesantías Reg. Anualizado - Fondo Cesantías	334.106,563	-	334.106,563	22.101,059	21.566,758	534,301	21.566,758	12.395,235	5.304,167	17.699,402	3.867,356	-
211010200304	Cesantías Reg. Anualizado - FNA	694.121,929	-	694.121,929	-	-	-	-	-	-	-	-	-
2110102004	Aportes a Caja de Compensación Familiar	396.136,428	(2.115,402)	394.021,026	242.731,600	242.731,600	-	242.731,600	216.067,700	26.663,900	242.731,600	-	-
2110102005	Aportes Generales al Sistema de Riesgos Laborales	42.480,517	(244,645)	42.235,872	32.830,000	32.500,400	329,600	32.500,400	28.657,400	3.843,000	32.500,400	-	-
2110102006	Aportes ICBF	297.102,321	(1.586,551)	295.515,770	182.045,900	182.045,900	-	182.045,900	162.048,500	19.997,400	182.045,900	-	-
2110102007	Aportes SENA	49.517,053	(264,425)	49.252,628	30.395,900	30.395,900	-	30.395,900	27.056,500	3.339,400	30.395,900	-	-
2110102008	Aportes ESAP	99.034,106	(528,851)	98.505,255	60.725,700	60.725,700	-	60.725,700	54.056,900	6.668,800	60.725,700	-	-
2110103	REMUNERACION NO CONSTITUTIVA DE FACTOR SALARIAL	393.771,271	(5.885,910)	387.885,361	191.114,092	190.400,093	713,999	190.400,093	140.163,102	43.744,087	183.907,189	6.492,904	-
2110103001	Prestaciones Sociales	393.771,271	(5.885,910)	387.885,361	191.114,092	190.400,093	713,999	190.400,093	140.163,102	43.744,087	183.907,189	6.492,904	-
211010300101	Vacaciones	352.440,718	(5.644,830)	346.795,888	180.080,728	179.401,774	678,954	179.401,774	131.018,850	42.087,360	173.106,210	6.295,564	-
211010300103	Bonificación Especial de Recreación	41.330,553	(241,080)	41.089,473	11.093,364	10.998,319	35,045	10.998,319	9.144,252	1.656,727	10.800,979	197,340	-
21102	PERSONAL SUPERNUMERARIO Y PLANTA TEMPORAL	1.534.809,853	68.379,207	1.603.189,060	1.534.404,824	867.891,232	666.513,592	867.891,232	754.175,253	107.054,229	861.229,482	6.661,750	-
2110201	FACTORES CONSTITUTIVOS DE SALARIO	1.044.559,531	47.881,305	1.092.440,836	1.091.244,472	663.424,219	427.820,253	663.424,219	575.542,195	84.560,125	660.102,320	3.321,899	-
2110201001	FACTORES SALARIALES COMUNES	1.044.559,531	47.881,305	1.092.440,836	1.091.244,472	663.424,219	427.820,253	663.424,219	575.542,195	84.560,125	660.102,320	3.321,899	-
211020100101	Sueldo Básico	831.396,510	35.761,485	867.157,995	865.961,631	626.166,681	239.794,950	626.166,681	542.575,854	83.590,827	626.166,681	-	-
211020100106	Prima de Servicios	35.567,699	2.007,048	37.574,747	37.574,747	22.185,090	15.389,657	22.185,090	21.486,691	571,775	22.058,466	126,624	-
211020100107	Bonificación por Servicios	24.249,065	1.265,773	25.514,838	25.514,838	5.554,412	19.960,426	5.554,412	4.828,087	147,696	4.975,783	578,629	-
211020100108	Prestaciones Sociales	153.346,257	8.846,999	162.193,256	162.193,256	9.518,036	152.675,220	9.518,036	6.651,563	249,827	6.901,390	2.616,646	-
21102010010801	Prima de Navidad	79.493,880	4.736,331	84.230,211	84.230,211	4.098,665	80.131,546	4.098,665	2.228,320	112,724	2.341,044	1.157,621	-
21102010010802	Prima de Vacaciones	38.284,678	2.203,090	40.487,768	40.487,768	5.419,371	35.068,397	5.419,371	4.423,243	137,103	4.560,346	859,025	-
21102010010803	Prima Extraordinaria	35.567,699	1.907,578	37.475,277	37.475,277	-	-	-	-	-	-	-	-
2110202001	CONTRIBUCIONES INHERENTES A LA NÓMINA	447.346,776	14.611,992	461.958,768	394.370,896	194.836,070	199.534,826	194.836,070	170.709,688	22.165,858	192.875,546	1.960,524	-
2110202002	Aporte a la Seguridad Social en Pensiones	107.271,630	5.624,015	112.895,645	112.895,645	74.430,220	38.465,425	74.430,220	65.625,300	8.804,920	74.430,220	-	-
2110202003	Aportes a la Seguridad Social en Salud	75.984,071	3.983,678	79.967,749	79.967,749	53.856,400	26.111,349	53.856,400	47.604,500	6.251,900	53.856,400	-	-
2110202003	Aportes Cesantías	169.123,229	-	169.123,229	101.535,357	4.571,850	96.963,507	4.571,850	2.485,588	125,738	2.611,326	1.960,524	-


211020200301	Intereses sobre Cesantías	16,759,960	-	16,759,960	10,534,135	284,380	10,249,755	284,380	154,620	7,821	162,441	-
211020200303	Cesantías Rég. Anualizado	152,363,269	-	152,363,269	91,001,222	4,287,470	86,713,752	4,287,470	2,330,968	117,917	2,448,885	-
2110202004	Aportes a Caja de Compensación Familiar	40,134,013	2,115,402	42,249,415	42,249,415	26,100,600	16,148,815	26,100,600	23,163,300	2,937,300	26,100,600	-
2110202005	Aportes Generales al Sistema de Riesgos Laborales	4,666,316	244,645	4,910,961	4,910,961	3,220,500	1,690,461	3,220,500	2,849,000	371,500	3,220,500	-
2110202006	Aportes ICBF	30,100,510	1,586,551	31,687,061	31,687,061	19,578,100	12,108,961	19,578,100	17,375,200	2,202,900	19,578,100	-
2110202007	Aportes SENA	5,016,752	264,425	5,281,177	5,281,177	3,270,900	2,010,277	3,270,900	2,902,500	368,400	3,270,900	-
2110202008	Aportes ESAP	5,016,752	264,425	5,281,177	5,281,177	3,270,900	2,010,277	3,270,900	2,902,500	368,400	3,270,900	-
2110202009	Aportes Escuelas Industriales e Institutos Técnicos	10,033,503	528,851	10,562,354	10,562,354	6,536,600	4,025,754	6,536,600	5,801,800	734,800	6,536,600	-
2110203	REMUNERACION NO CONSTITUTIVA DE FACTOR SALARIAL	42,993,546	5,885,910	48,789,456	48,789,456	9,630,943	39,158,513	9,630,943	7,923,370	328,246	8,251,616	-
2110203001	Prestaciones Sociales	42,993,546	5,885,910	48,789,456	48,789,456	9,630,943	39,158,513	9,630,943	7,923,370	328,246	8,251,616	-
211020300101	Vacaciones	38,284,678	5,644,830	43,929,508	43,929,508	8,964,751	34,964,757	8,964,751	7,384,870	310,769	7,695,639	-
211020300103	Bonificación Especial de Recreación	4,618,868	241,080	4,859,948	4,859,948	666,192	4,193,756	666,192	538,500	17,477	555,977	-
212	ADQUISICIÓN DE BIENES Y SERVICIOS	1,594,685,569	651,266,755	2,245,952,324	1,289,068,720	1,138,012,244	151,056,476	709,396,967	523,335,797	53,952,434	577,288,231	428,615,277
21202	ADQUISICIONES DIFERENTES DE ACTIVOS	1,594,685,569	651,266,755	2,245,952,324	1,289,068,720	1,138,012,244	151,056,476	709,396,967	523,335,797	53,952,434	577,288,231	428,615,277
2120201	Materiales y Suministros	76,000,000	8,849,578	84,849,578	64,843,853	57,969,353	6,874,500	32,903,422	-	-	32,903,422	25,065,931
2120201003	Suministro combustibles y lubricantes para el parque automotor	50,000,000	-	50,000,000	30,000,000	30,000,000	-	4,934,069	-	-	4,934,069	25,065,931
2120201005	Suministro de cartuchos y tonner para las dependencias	12,000,000	-	12,000,000	11,994,275	9,893,367	2,100,908	9,893,367	-	-	9,893,367	-
2120201006	Suministro papelería y útiles de escritorio	10,000,000	8,353,098	18,353,098	18,353,098	14,888,700	3,464,398	14,888,700	-	-	14,888,700	-
2120201007	Suministro materiales y mercas instantáneas de cafetería	4,000,000	496,480	4,496,480	4,496,480	3,187,286	1,309,194	3,187,286	-	-	3,187,286	-
2120202	Adquisición de Servicios	1,518,685,569	642,417,177	2,161,102,746	1,224,224,867	1,080,042,891	144,181,976	676,493,545	523,335,797	53,952,434	577,288,231	403,549,346
2120202003	Servicios de Arrendamiento	4,166,667	10,222,383	14,389,050	14,389,050	14,389,050	-	9,784,554	8,345,649	1,438,905	9,784,554	4,604,496
212020200301	Arrendamiento de Bienes Inmuebles	4,166,667	10,222,383	14,389,050	14,389,050	14,389,050	-	9,784,554	8,345,649	1,438,905	9,784,554	4,604,496
2120202004	Servicios Informáticos	112,476,453	-	112,476,453	84,212,712	79,564,032	4,648,680	42,346,532	27,857,405	11,489,127	39,346,532	37,217,500
212020200401	Proveedores de Servicio de Internet	18,000,000	-	18,000,000	18,000,000	14,605,532	3,394,468	14,605,532	12,857,405	1,748,127	14,605,532	-
212020200402	Servicio de mantenimiento software Protección y Seguridad	10,000,000	-	10,000,000	9,995,212	9,741,000	254,212	9,741,000	-	9,741,000	-	-
212020200403	Servicio de hospedaje de operación de sitios web Alojamiento hosting( pagina web de la entidad)	30,000,000	-	30,000,000	29,217,500	28,217,500	1,000,000	-	-	-	-	28,217,500
212020200404	Servicio de mantenimiento software servidores (Sysman)	27,295,000	-	27,295,000	27,000,000	27,000,000	-	18,000,000	15,000,000	-	15,000,000	9,000,000
212020200405	Servicio de mantenimiento y soporte Hardware computador	27,181,453	-	27,181,453	-	-	-	-	-	-	-	-
2120202006	Servicios de alojamiento; servicios de suministro de comidas y bebidas; servicios de transporte; y s	31,000,000	-	31,000,000	30,315,600	27,588,453	2,727,147	12,907,013	11,460,669	1,419,810	12,880,479	14,681,440
212020200601	Servicio de Mensajería, recolección, Transporte y Distribución de correspondencia Nacional, Departam	20,000,000	-	20,000,000	20,000,000	20,000,000	-	5,318,560	4,472,200	846,360	5,318,560	14,681,440
212020200602	Servicio de transporte - Peajes electronicos	6,000,000	-	6,000,000	5,315,600	5,315,600	-	5,315,600	4,765,600	550,000	5,315,600	-
212020200603	Servicios Públicos	5,000,000	-	5,000,000	5,000,000	2,272,853	2,727,147	2,272,853	2,222,869	23,450	2,246,319	26,534
2120202007	Servicios financieros y servicios conexos; seguros; servicios inmobiliarios y servicios de leasing	109,000,000	7,515,113	116,515,113	115,515,113	115,515,113	-	111,623,487	40,212,970	-	40,212,970	3,891,626
212020200701	Servicio de seguros para estructuras, propiedades y posesiones	103,000,000	7,606,413	110,606,413	110,606,413	110,606,413	-	106,835,337	35,424,820	-	35,424,820	3,771,076
212020200702	Servicio de Seguro Obligatorio contra Accidentes de Tránsito	6,000,000	(91,300)	5,908,700	4,908,700	4,908,700	-	4,788,150	4,788,150	-	4,788,150	120,550
2120202008	Servicios prestados a las empresas y servicios de producción	420,379,638	7,518,012	427,897,650	314,871,478	274,914,653	39,956,825	147,396,369	135,705,699	4,170,990	139,876,689	127,518,284
212020200801	Servicio de Mantenimiento de edificios	50,000,000	-	50,000,000	-	-	-	-	-	-	-	-
212020200802	Servicio de Mantenimiento o reparación de equipos y sistema de protección contra incendios	3,000,000	-	3,000,000	-	-	-	-	-	-	-	-
212020200803	Servicio de instalación, o mantenimiento o reparación de alires acondicionados	20,000,000	3,840,912	23,840,912	23,840,912	-	23,840,912	-	-	-	-	-
212020200804	Servicios de Limpieza - asseo de pisos, paredes, baños, muebles y enseres	65,000,000	2,677,100	67,677,100	67,677,100	67,677,100	-	41,608,896	34,089,216	-	34,089,216	26,068,204
212020200805	Servicio de mantenimiento y reparación de vehículos	22,000,000	1,000,000	23,000,000	23,000,000	20,148,047	2,851,953	148,047	148,047	-	148,047	20,000,000
212020200806	Servicio de desarrollo de Recursos Humanos - Apoyo SCSST	45,833,333	-	45,833,333	44,000,000	44,000,000	-	32,000,000	28,000,000	4,000,000	32,000,000	12,000,000
212020200807	Servicio de Administración telefonía movil	3,546,305	-	3,546,305	384,950	76,990	307,960	76,990	-	76,990	-	-
212020200808	Servicio de Fotocopiado	33,000,000	-	33,000,000	25,000,000	25,000,000	-	-	-	-	-	25,000,000

*[Handwritten signature]*


212020200809	Servicio de comunicación masiva - Impresos y publicaciones	166,000,000	-	166,000,000	118,968,516	118,012,516	956,000	73,562,436	73,468,436	94,000	73,562,436	-	44,450,080
212020200810	Caja Menor	12,000,000	-	12,000,000	12,000,000	-	12,000,000	-	-	-	-	-	-
2120202009	Servicios para la comunidad, sociales y personales	606,931,414	74,025,335	680,956,749	435,008,346	420,500,246	14,508,100	204,864,246	197,364,246	7,500,000	204,864,246	-	215,656,000
212020200901	Servicios de parqueadero de vehículos (procesos jurisdicción coactiva)	2,937,453	-	2,937,453	-	-	-	-	-	-	-	-	-
212020200902	Servicio de gestión de programas sociales, deportivos y recreativos	123,000,000	60,000,000	183,000,000	183,000,000	183,000,000	-	51,464,000	51,464,000	-	51,464,000	-	131,536,000
212020200904	Servicio de gestión de programas de incentivos/ Exámenes médicos ocupacionales (intermedios y de ret)	12,000,000	1,000,000	13,000,000	13,000,000	-	13,000,000	-	-	-	-	-	-
212020200905	Servicio de gestión de programas de incentivos	115,000,000	-	115,000,000	5,396,346	5,396,346	-	5,396,346	5,396,346	-	5,396,346	-	-
212020200906	Otros Servicios - Psicología y demás.	12,000,000	-	12,000,000	12,000,000	12,000,000	-	3,900,000	-	3,900,000	3,900,000	-	8,100,000
212020200907	Honorarios	8,000,000	-	8,000,000	700,000	-	700,000	-	-	-	-	-	-
212020200908	Prestación de servicios profesionales de capacitación interna para los funcionarios de la Contraloría	333,993,961	13,025,335	347,019,296	220,912,000	220,103,900	808,100	144,103,900	140,503,900	3,600,000	144,103,900	-	76,000,000
2120202010	Váticos de los funcionarios en comisión	234,731,397	543,136,334	777,867,731	229,912,568	147,571,344	82,341,224	147,571,344	102,389,159	27,933,602	130,322,761	17,248,583	-



LEONOR ABADEA BENITEZ  
CONTRALORA DEPTAL DEL VALLE



JORGE ALBERTO PLAZA SATIZABAL  
DIRECT. ADMIN. DE GESTION HUMANA Y FINANCIERA



MARIA CECILIA CALCEDO OROZCO  
SUBDIRECT. ADMIN- PARA REC.FISICOS Y FINANCIEROS